

Setting Capabilities for Groups

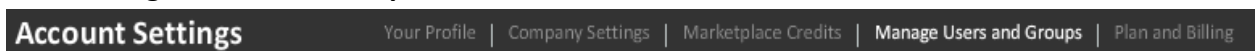
Capabilities allow administrators to restrict various SlideRocket features by specific groups. This further allows administrators to control ways in which standard users interact with and access the various features. Since Capabilities cannot be set to an individual user, any user that is added to a group will inherit the existing set capabilities for the group.

ADVANCED NOTE: Capabilities are never applied to administrators, regardless of which groups they belong. **If a standard user is in multiple groups, the most restrictive capabilities will be applied.**

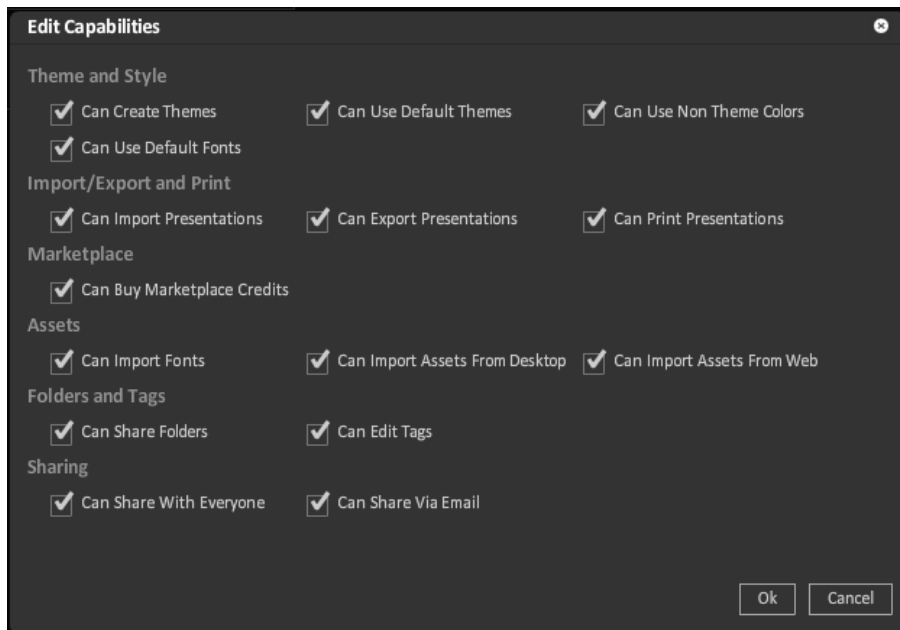
1. Click the **Account** tab



2. Click **Manage Users and Groups**



3. Click on the **Groups** tab
4. Click on the Group
5. Click on **Edit Group Capabilities**
6. Select the capabilities the group needs restricted by removing the check in the box next to the description
7. Click **Ok** to save changes



Definition of the Capabilities

Admin users can customize group capabilities to determine how much control the group has over each section.

- **Theme and Style**
 - **Can Create Themes:** ability to create new themes
 - **Can Use Default Themes:** ability to use the provided SlideRocket themes
 - **Can Use Non Theme Colors:** ability to use colors outside of the **Default Styles** (found under **File > Edit Theme**)
 - **Can Use Default Fonts:** ability to use the fonts provided by SlideRocket or restrict users to custom uploaded fonts
- **Import/Export and Print**
 - **Can Import Presentations:** ability to import new PowerPoint
 - **Can Export Presentations:** ability to export presentation to PowerPoint and Standalone Player
 - **Can Print Presentations:** ability to print presentations by going to **File > Print**
- **Marketplace**
 - **Can Buy Marketplace Credits:** ability to purchase credits for use in Marketplace
- **Assets**
 - **Can Import Fonts:** ability to upload custom fonts
 - **Can Import Assets from Desktop:** ability to upload images, swfs, flash, video and audio files into SlideRocket
 - **Can Import Assets from Web:** ability to add Flickr images to the asset library
- **Folders and Tags**
 - **Can Create Shared Folders:** ability to create new shared folders and ability to modify existing shared folders
 - **Can Edit Tags:** ability to add, remove or edit tags
- **Sharing**
 - **Can Share with Everyone:** ability to share with the everyone group
 - **Can Share Via Email:** ability to share for editing with users outside of your SlideRocket Company

ADVANCED NOTE: Restricting the print capability will not turn off the ability to print the presentation when it is played. To turn off printing when a presentation is played, check the option under **Publish**.

Suggested Capabilities for Brand Control

In order to maintain branding, turning off the following **Capabilities** is recommended. Not all of the capabilities need to be turned off to maintain branding.

- **Theme and Style**
 - **Can Create Themes:** Ability to create new themes
 - Turn off so other users can only create presentations using approved themes
 - **Can Use Default Themes:** Ability to use the provided SlideRocket themes
 - Turn off so other users can only create presentations using approved themes
 - **Can Use Non Theme Colors:** Ability to use colors outside of the **Default Styles** (Set under **File > Edit Theme**)
 - Restricts the color picker to approved colors only
 - **Can Use Default Fonts:** Ability to use the fonts provided by SlideRocket or restrict the user to uploaded custom fonts
 - Users can only access uploaded custom fonts
- **Import/Export and Print**
 - **Can Import Presentations:** Ability to import new PowerPoint presentations
 - New imports create new themes and assets. If restricting uploading of assets or themes, it is recommended to turn this capability off as well
 - **Can Export Presentations:** Ability to export presentations
 - User would be able to export the presentation to the Portable Presentation or the PowerPoint 2007 format. The exported file can be saved to the computer's hard drive, a thumb drive or a CD/DVD
 - **Can Print Presentations:** Ability to print SlideRocket presentations from within the editor
- **Assets**
 - **Can Import Fonts:** Ability to upload custom fonts
 - User will only be able to use the uploaded custom fonts provided in the font picker
 - **Can Import Assets from Desktop:** Ability to upload images, swfs, flash, video and audio files into SlideRocket
 - Users will only be able to use assets shared with them
 - **Can Import Assets from Web:** Ability to add Flickr images to the Asset Library
 - Users will not be able to search or add Flickr images to their Asset Library or presentations

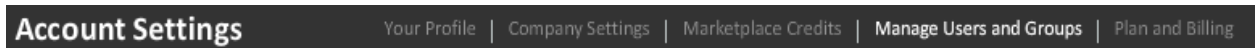
Viewing a User's Capabilities

If there is ever concern about an individual user's capabilities, they can be checked under the user's section.

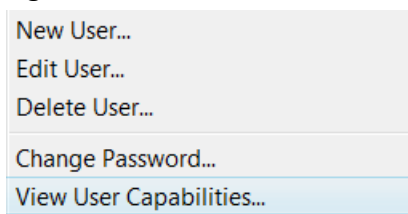
1. Click the **Account** tab



2. Click **Manage Users and Groups**



3. Right click on the user's name and select **View User Capabilities...**



4. When done viewing the capabilities click **Close**

